

Friday: 14/07

The NatWest Series

Follow the NatWest Series on-line...

Welcome to the latest issue of the NatWest Series Newswire. Updated editions will be available after each match. To receive your copy simply visit the ECB website at ecb.co.uk, click on the NatWest logo and follow the prompts. You will then be able to print any or all of the Newswire pages. For scores from the NatWest Series and the NatWest Trophy use the live service provided in partnership with sportinglife.com. Just visit NatWest's website at natwest.com and click on the NatWest series logo to activate the link.

Contents

- Match review: England v Zimbabwe **2**
- Match preview: England v West Indies **3**
- Series results, fixtures & statistics **4**
- One day records **5**
- Bowling speeds & regulations **6**

West Indies

England

Zimbabwe




ENGLAND REVIVE CHANCES OF FINAL SPOT

THE Old Trafford crowd for the NatWest Series day-night international witnessed record-equalling cricket as England skipper Alec Stewart claimed six catches in the eight-wicket victory over Zimbabwe to match Australian wicketkeeper Adam Gilchrist's record for dismissals in a one-day international. The Manchester crowd had plenty to warm the cockles on a cool evening as England produced a stunning bowling display to see off the NatWest Series' surprise package Zimbabwe. Alastair Campbell's side, already confirmed finalists at Lord's on Saturday week after three victories, capitulated to the onslaught of the English attack with Stewart the English hero claiming six dismissals behind the stumps. All the England bowlers grabbed a

wicket, including new boy Marcus Trescothick who finished off the tail with two for seven from his medium pace. The boisterous crowd roared its approval as the procession of Zimbabweans to and from the pavilion continued throughout the afternoon. The Lancashire club are experts at staging day-night matches, with all the razzamatazz, rock music and half-time entertainment to keep the punters happy. But this game was destined to finish before the floodlights came into full effect once Stewart began to snap up his victims. Andrew Flintoff's promotion to number three in the England line-up was greeted with a joyous cheer by his home crowd, as were each of the thumping boundaries in his 42 not out.

The victory sets up the prospect of a classic at Chester-le-Street's Riverside ground on Saturday, where a packed house at the spanking new stadium will see England's crucial clash with Jimmy Adams' West Indies. The Anglo-Caribbean clash will go a long way to deciding who meets Zimbabwe in the final at Lord's.

Table							
	P	W	L	NR	Tie	Pts	R/R
Zimbabwe	4	3	1	0	0	6	-0.13
England	3	1	1	1	0	3	1.27
West Indies	3	0	2	1	0	1	-0.97



ECB

England v Zimbabwe

Squad

- 1 Nick Knight
- 2 Andy Caddick
- 3 Nasser Hussain (c)
- 4 Alec Stewart (w)
- 5 Mark Ealham
- 6 Craig White
- 7 Graeme Hick
- 8 Darren Gough
- 9 Graham Thorpe
- 10 Robert Croft
- 11 Andy Flintoff
- 13 Alan Mullaly
- 21 Vikram Solanki
- 23 Marcus Trescothick
- 25 Matthew Maynard
- 79 Paul Franks

13th July at Old Trafford

England beat Zimbabwe by 8 wickets

Andrew Flintoff emerged from the worst week of his international career to steer England to an emphatic opening victory in the NatWest Series against Zimbabwe under Old Trafford's floodlights.

The Lancastrian hit a superb unbeaten 42 from 45 balls to claim the man-of-the-match award in front of his home crowd and kick-start England's NatWest Series campaign into life.

"Not bad for a fat boy," he declared in reference to the numerous headlines which have dogged him this week.

Labelled as "shambolic" after their five-wicket defeat by Zimbabwe at The Oval last Saturday, England were transformed into a vibrant and energetic unit.

They were helped by a lack-lustre Zimbabwe display which indicated they may have already relaxed having booked their place in the July 22 Lord's final with their victory over West Indies at Canterbury.

The catalyst for Zimbabwe's collapse was the

crucial run-out of Alistair Campbell, who once again looked like engineering a recovery before pushing Mark Ealham to Marcus Trescothick at point. He was sent back by non-striker Murray Goodwin but failed to recover his ground and was beaten by the Somerset player's throw.

Stand-in captain Alec Stewart went on to also claim six catches, equalling the world record for one-day internationals set by Australia's Adam Gilchrist against South Africa at Cape Town last April, after a succession of Zimbabwe batsman offered lame shots to England's accurate line and length.

Beginning their reply under the lights, England raced to 28 in just nine overs before Stewart was trapped leg before pushing only half forward to Heath Streak.

Trescothick followed suit five overs later but Flintoff calmed any fears with a typically aggressive display to give the selectors more food for thought for the remainder of the series.

Squad

- 1 Andy Flower (c) (wk)
- 2 Guy Whittall
- 4 Neil Johnson
- 5 Murray Goodwin
- 6 Grant Flower
- 7 Craig Wishart
- 8 Stuart Carlisle
- 9 Heath Streak (vc)
- 11 Dirk Viljoen
- 12 Gary Brent
- 13 Paul Strang
- 19 Mluleki Nkala
- 20 Alistair Campbell
- 26 Mpumelelo Mbangwa
- 28 Bryan Strang
- 77 Henry Olonga

Quotes

Alec Stewart

"That was very good. I criticised our side on Saturday for our performance, today I thought we were quite outstanding. We bounced back very well and the batting especially was very, very positive. Mark Ealham set the tone, bowled immaculately - line and length - made it very difficult for them to score and everyone else chipped in well for the wickets. Andrew Flintoff showed everyone what a quality player he is and struck and timed the ball very well and thoroughly deserved his 42 not out. We'll regroup tomorrow evening and have a team meeting and prepare for Saturday. It's a big game - if we get two points there we're getting closer to the final."

Key Man

Alan Mullaly

Two wickets and some fantastically tight bowling always kept the leash on the Zimbabweans and kept one end tied up for captain Alec Stewart, making it easy for the other bowlers. The Hampshire star's line and length was ideal and the Zimbabwe batsmen found it impossible to get him away despite the desperate need for runs.

Scorecard (Zimbabwe won toss)

ZIMBABWE

	Runs	6s	4s	BIs	Min
N C Johnson c Stewart b Caddick.....	7	0	1	13	11
G J Whittall c Stewart b Gough.....	15	0	2	25	43
M W Goodwin b Ealham.....	21	0	2	67	85
A D R Campbell run out.....	10	0	2	22	28
*JA Flower c Stewart b White.....	28	0	3	57	84
B C Strang b Mullaly.....	1	0	0	6	4
G W Flower c Stewart b Mullaly.....	0	0	0	4	6
S V Carlisle c Stewart b Trescothick.....	19	0	1	41	52
D P Viljoen c Stewart b White.....	0	0	0	4	2
H H Streak not out.....	0	0	0	0	3
P A Strang lbw b Trescothick.....	0	0	0	1	0
Extras (b1 lb4 nb8).....	13				
Total (38.4 overs).....	114				

Fall: 1-14, 2-38, 3-55, 4-64, 5-65, 6-65, 7-114, 8-114, 9-114.
Bowling: A R Caddick 8-2-26-1, D Gough 8-1-31-1, A D Mullaly 8-2-13-2, M A Ealham 10-4-19-1, C White 3-0-13-2, M E Trescothick 1.4-0-7-2.

ENGLAND

	Runs	6s	4s	BIs	Min
M E Trescothick lbw b Streak.....	29	1	3	37	54
*JA J Stewart lbw b Streak.....	12	0	1	23	30
A Flintoff not out.....	42	2	3	45	53
G A Hick not out.....	23	1	2	23	30
Extras (lb1 w3 nb5).....	9				
Total (for 2, 20.3 overs).....	115				

Fall: 1-28, 2-57.
Did Not Bat: G P Thorpe, M P Maynard, C White, M A Ealham, A R Caddick, D Gough, A D Mullaly.

Bowling: N C Johnson 3-0-12-0, B C Strang 6-1-22-0, H H Streak 6-0-32-2, G J Whittall 2-1-15-0, P A Strang 2-3-0-28-0, D P Viljoen 1-0-5-0.

Man of the Match

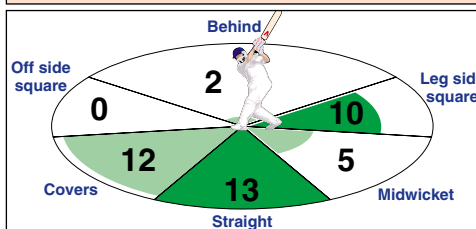
Andrew Flintoff

Runs: 42.
Wickets: 0.
Catches: 0.

Andrew Flintoff After all the criticism in the past week, the Lancashire player produced the goods in front of his home crowd. In a game dominated by the bowlers, Flintoff produced a masterful display of clean striking and his unbeaten 42 secured England's victory in double-quick time. As he aptly told the crowd at the end: "Not bad for a fat boy."

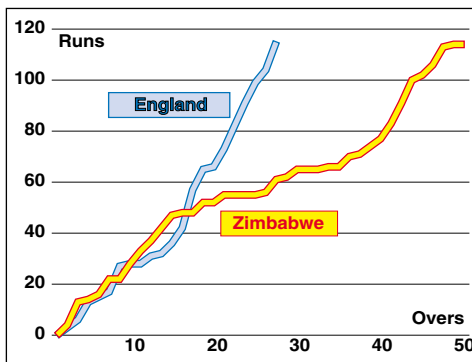


Best innings



Andrew Flintoff 42 no, off 45 balls

Run Graph



Quotes

Andy Flower

"I hope it's only a brief problem for us and we get back to better cricket pretty soon. I hope we didn't relax because we talked about exactly that - not relaxing. We won the toss and did what we wanted to do but I thought England bowled very well, put us under a lot of pressure and obviously with losing a lot of wickets we couldn't take too many risks and push the field back, so we were always under pressure. Bryan Strang nipped in (higher up the batting order) to try and push a few people back but it didn't work. We've got a day off tomorrow and then we'll work hard the next day and be ready to play some better cricket at Chester-le-Street."

Key Man

Heath Streak

His two wickets after coming on gave Zimbabwe the tiniest glimmer of hope in their desperate situation. He also came close to dismissing Flintoff before the big Lancastrian got his eye in. Streak's accurate, aggressive style was the only bowling to bother the English batsman as they chased an easy target.



ECB England v West Indies

Players to watch

Andy Flintoff

Profile:
After the tribulations of the last few weeks, this would be an ideal moment for the Lancashire all-rounder to prove the critics wrong in his favourite form of cricket. Despite going into the game with his now infamous back injury, meaning he can only operate as a batsman in Alec Stewart's side, Flintoff can be a devastating striker of the ball. The one-day game suits the Lancastrian's power and, after failing with the bat in the Tests, he is due a good knock. An international average of 15 belies the man's talent and that surely must change sooner rather than later.

The Pitch

The Riverside pitch has certainly favoured bowlers this season with runs proving hard to come by for all batting sides at Chester-le-Street. This should still provide exciting cricket as the batsmen will be made to work slightly harder than usual. The north east pitch was used for two of last year's World Cup group matches between Pakistan and Scotland, and Australia and Bangladesh, both of which produced plenty of entertainment.

15th July at Chester-le-Street

A PACKED house is expected at the Riverside to see who will take pole position in the race to the NatWest Series final at Lords.

After mixed performances by both sides so far in the NatWest Series this game could prove crucial in deciding who joins Zimbabwe at Headquarters on Saturday week.

The West Indies top order will be looking for a much improved performance after collapsing spectacularly to Zimbabwe at Canterbury, leaving the tail to achieve a semblance of respectability. Pacesman Nixon McLean struck an impressive 50, although it was all too late to influence the outcome of the game as Zimbabwe prevailed by 70 runs and Lara, Adams and co will be determined not to give their wickets away so cheaply against the English bowlers.

Without Courtney Walsh and Curtley Ambrose to bolster the bowling, the West Indies' pace attack lacks a little edge, although Nixon McLean's 2 for 25 against England in their previous game at Lords is worthy of a mention. McLean's pace is without question and if he again utilises the conditions and pitches the ball up, England could find themselves in serious trouble.

England's batsmen, with the exception of Somerset new boy Marcus Trescothick, have also struggled in their previous games which explains the reasoning behind the selection of injury-plagued Andy Flintoff as a specialist batsman. His power and strike rate can be devastating in one-day cricket and his ability to deal with the pace attack of the West Indies - something he failed to do in the Test matches earlier this year - will be crucial.

Players to watch

Franklyn Rose

Profile:
After taking five wickets in the opening two NatWest Series games, Rose is establishing himself as the most potent weapon in the West Indies' pace armoury in a side lacking stalwarts Walsh and Ambrose. His 3 for 42 against England in their last meeting at Lords forced them on to the back foot before the rain arrived to save the game. Rose is also a fearsome striker of the ball with the bat, as he showed in his 30 against Zimbabwe at Canterbury and, should he be around with runs needed at the death, don't bet against him firing the West Indies to victory.

"PA" WEATHERCENTRE

Plenty of fine weather can be expected. Cloud will come and go through the afternoon and some good sunshine will develop at times. However, north westerly breezes will mean things will not be particularly warm. Highs of 16-18C 61-64F.

Head to Head

4th April 1998

Arnos Vale: West Indies beat England by 5 wickets
England 209 for 8 (50 overs);
West Indies 213 for 5 (48.1 overs) (C.L.Hooper 50)

5th April 1998

Arnos Vale: West Indies beat England by 4 wickets
England 149 (48.5 overs) (M.Dillon 3-32, N.A.M.McLean 3-44);
West Indies 150 for 6 (37.4 overs) (C.B.Lambert 52, B.C.Lara 51)

8th April 1998

Port of Spain: West Indies beat England by 57 runs
West Indies 302 for 5 (50 overs) (C.B.Lambert 119, B.C.Lara 93);
England 245 (45.5 overs) (N.V.Knight 65, M.R.Ramprakash 51)

9th Jul 2000

Lords: England reached no result against West Indies
England 158 for 8 (43.5 overs) (F.A.Rose 3-42);

Batting Averages

Name	M	I	NO	Runs	HS	Avg	Name	M	I	NO	Runs	HS	Avg
N.V.Knight	7	7	0	329	122	47.00	S.L.Campbell	3	2	0	100	80	50.00
R.D.B.Croft	8	5	4	42	13*	42.00	S.Chanderpaul	4	3	0	100	76	33.33
G.P.Thorpe	8	8	1	234	66*	33.42	B.C.Lara	18	17	0	556	110	32.70
G.A.Hick	20	20	2	594	86*	33.00	J.C.Adams	9	8	1	183	52*	26.14
M.A.Ealham	8	8	1	180	45	25.71	F.A.Rose	5	4	1	38	24	12.66
A.J.Stewart	23	21	1	485	74	24.25	R.D.Jacobs	5	3	3	33	28*	-
N.Hussain	3	3	1	41	16	20.50	N.A.M.McLean	3	0	0	0	0	-
A.R.Caddick	3	2	1	20	20*	20.00	M.Dillon	5	0	0	0	0	-
M.P.Maynard	6	6	1	59	22*	11.80	R.L.Powell	1	0	0	0	0	-
D.Gough	4	4	2	21	8*	10.50	W.W.Hinds	1	0	0	0	0	-
C.White	1	1	0	10	10	10.00	C.H.Gayle	1	0	0	0	0	-
A.D.Mullally	1	0	0	0	0	-	C.D.Collymore	1	0	0	0	0	-

Bowling Averages


Name	O	M	R	W	Avg	Best	Econ	Name	O	M	R	W	Avg	Best	Econ
D.Gough	32	1	123	5	24.60	2-30	-	B.C.Lara	3	0	17	2	8.50	2-5	-
M.A.Ealham	52	2	221	6	36.83	2-37	-	C.H.Gayle	10	1	28	2	14.00	2-28	-
R.D.B.Croft	67	6	255	5	51.00	2-41	-	N.A.M.McLean	25	3	102	5	20.40	3-44	-
G.A.Hick	19	0	118	2	59.00	2-32	-	S.Chanderpaul	5	0	23	1	23.00	1-23	-
A.R.Caddick	20	2	126	2	63.00	1-60	-	M.Dillon	38.4	3	160	5	32.00	3-32	-
								F.A.Rose	43	1	197	6	32.83	3-42	-
								C.D.Collymore	10	0	46	1	46.00	1-46	-

England Against West Indies Records

Best Individual Scores			Leading wicket-takers		
Player	Runs	Matches	Player	Wickets	Matches
G.A.Gooch	129*	Port of Spain 1985/86	I.T.Botham	31	25
M.A.Atherton	127	Lord's 1995	J.E.Emburey	25	19
N.V.Knight	122	Bridgetown 1997/98	G.C.Small	24	17
N.H.Fairbrother	113	Lord's 1991	P.A.J.DeFreitas	24	19
Best Innings Bowling			Most fifties (including hundreds)		
Player	Runs	Matches	Player	Fifties	Matches
G.R.Dilley	4/23	Brisbane 1986/87	A.J.Lamb	6	26
G.C.Small	4/31	Edgbaston 1988	M.A.Atherton	5	11
C.C.Lewis	4/35	Port of Spain 1993/94	A.J.Stewart	5	23
			G.Boycott	4	9
Leading Run-scorers			Highest Team Totals		
Player	Runs	Matches	Runs	Team	Year
G.A.Gooch	881	32	306	for 5	The Oval 1995
A.J.Lamb	710	26	293	for 5	Bridgetown 1997/98
M.A.Atherton	638	11	276	for 7	Lord's 1995
G.A.Hick	594	20	Lowest Innings Totals		
A.J.Stewart	485	23	114	Bridgetown	1985/86
I.T.Botham	438	25	125	Arnos Vale	1980/81
D.I.Gower	404	22			
R.A.Smith	345	13			

West Indies Against England Records

Best Individual Scores			Leading Wicket-Takers		
Player	Runs	Matches	Player	Wickets	Matches
I.V.A.Richards	189*	Old Trafford 1984	M.D.Marshall	41	26
I.V.A.Richards	138*	Lord's 1979	J.Garner	36	22
D.L.Haynes	138*	Gwalior 1989/90	A.M.E.Roberts	27	13
I.V.A.Richards	119*	Scarborough 1976	M.A.Holding	27	21
Best Innings Bowling			Most Fifties (including hundreds)		
Player	Runs	Matches	Player	Fifties	Matches
C.E.H.Croft	6/15	Arnos Vale 1980/81	I.V.A.Richards	11	36
A.M.E.Roberts	5/22	Adelaide 1979/80	R.B.Richardson	7	35
J.Garner	5/38	Lord's 1979	C.G.Greenidge	6	30
J.Garner	5/47	Perth 1986/87	Highest Team Totals		
Leading Run-scorers			Runs	Team	Year
Player	Runs	Matches	313	for 6	Arnos Vale 1993/94
I.V.A.Richards	1619	36	302	for 5	Port of Spain 1997/98
D.L.Haynes	1185	35	286	for 9	Lord's 1979
C.G.Greenidge	958	30	Lowest Innings Totals		
R.B.Richardson	957	35	127	Arnos Vale	1980/81
C.L.Hooper	693	25	139	Headingley	1988
B.C.Lara	556	18			



The NatWest Series

OVERALL ONE DAY INTERNATIONAL RECORDS

Best Individual Scores

Player	Score	Match	Location	Year
Saeed Anwar	194	Pakistan v India	Chennai	1996/97
I.V.A.Richards	189*	West Indies v England	Old Trafford	1984
G.Kirsten	188*	South Africa v UAE	Rawalpindi	1995/96
S.R.Tendulkar	186*	India v New Zealand	Hyderabad	1999/00
S.C.Ganguly	183	India v Sri Lanka	Taunton	1999
I.V.A.Richards	181	West Indies v Sri Lanka	Karachi	1987/88
Kapil Dev	175*	India v Zimbabwe	Tunbridge Wells	1983
G.M.Turner	171*	N Zealand v East Africa	Edgbaston	1975
D.J.Callaghan	169*	South Africa v N Zealand	Centurion	1994/95
B.C.Lara	169	West Indies v Sri Lanka	Sharjah	1995/96

Best Innings Bowling

Player	Wickets	Match	Location	Year
Aaqib Javed	7/37	Pakistan v India	Sharjah	1991/92
W.W.Davis	7/51	West Indies v Australia	Headingley	1983
A.Kumble	6/12	India v West Indies	Calcutta	1993/94
G.J.Gilmour	6/14	Australia v England	Headingley	1975
Imran Khan	6/14	Pakistan v India	Sharjah	1984/85
C.E.H.Croft	6/15	West Indies v England	Arnos Vale	1980/81
Azhar Mahmood	6/18	Pakistan v West Indies	Sharjah	1999/00
H.K.Olonga	6/19	Zimbabwe v England	Cape Town	1999/00
B.C.Strang	6/20	Zimbabwe v Bangladesh	Nairobi	1997/98
A.A.Donald	6/23	South Africa v Kenya	Nairobi	1996/97

Highest Team Totals

Score	Match	Location	Year
398 for 5	Sri Lanka v Kenya	Kandy	1995/96
376 for 2	India v New Zealand	Hyderabad	1999/00
373 for 6	India v Sri Lanka	Taunton	1999
371 for 9	Pakistan v Sri Lanka	Nairobi	1996/97
363 for 7	England v Pakistan	Trent Bridge	1992
360 for 4	West Indies v Sri Lanka	Karachi	1987/88
349 for 6	Australia v New Zealand	Christchurch	1999/00
349 for 9	Sri Lanka v Pakistan	Singapore	1995/96
349 for 9	New Zealand v India	Rajkot	1999/00
348 for 8	New Zealand v India	Nagpur	1995/96

Lowest Team Totals

Score	Match	Location	Year
43	Pakistan v West Indies	Cape Town	1992/93
45	Canada v England	Old Trafford	1979
55	Sri Lanka v West Indies	Sharjah	1986/87
63	India v Australia	Sydney	1980/81
64	New Zealand v Pakistan	Sharjah	1985/86
68	Scotland v West Indies	Leicester	1999
69	South Africa v Australia	Sydney	1993/94
70	Australia v England	Edgbaston	1977
70	Australia v New Zealand	Adelaide	1985/86
71	Pakistan v West Indies	Brisbane	1992/93

Leading Matches

Player	Matches
M.Azharuddin (India)	334
Wasim Akram (Pakistan)	306
S.R.Waugh (Australia)	295
Salim Malik (Pakistan)	283
A.R.Border (Australia)	273
A.Ranatunga (Sri Lanka)	269
P.A.de Silva (Sri Lanka)	268
S.R.Tendulkar (India)	249
Ijaz Ahmed (Pakistan)	245
D.L.Haynes (W Indies)	238

Leading Runscorers

Player	Runs	Mtchs
M.Azharuddin (India)	9377	334
S.R.Tendulkar (India)	9262	249
D.L.Haynes (W Indies)	8648	238
P.A.de Silva (Sri Lanka)	8334	268
M.E.Waugh (Australia)	7492	217
A.Ranatunga (Sri Lanka)	7454	269
Inzamam-ul-Haq (Pakistan)	7418	228
Javed Miandad (Pakistan)	7381	233
Saeed Anwar (Pakistan)	7312	206
Salim Malik (Pakistan)	7171	283

Leading Wicket-takers

Player	Wickets	Mtchs
Wasim Akram (Pakistan)	427	306
Waqar Younis (Pakistan)	311	195
A.Kumble (India)	267	203
Kapil Dev (India)	253	225
J.Srinath (India)	252	187
S.K.Warne (Australia)	228	146
Saqblain Mushtaq (Pakistan)	227	124
C.A.Walsh (W Indies)	227	205
C.Ambrose (W Indies)	225	176
A.A.Donald (South Africa)	206	121

Leading 5 Wicket Hauls

Player	5 wkts	Mtchs
Waqar Younis (Pakistan)	10	195
L.Klusener (South Africa)	6	89
R.J.Hadlee (New Zealand)	5	115
Saqblain Mushtaq (Pakistan)	5	124
Wasim Akram (Pakistan)	5	306
G.D.McGrath (Australia)	4	118
Aaqib Javed (Pakistan)	4	163
C.E.L.Ambrose (W Indies)	4	176
Azhar Mahmood (Pakistan)	3	91
J.Garner (W Indies)	3	98

Leading Duck-makers

Player	Ducks	Mtchs
Wasim Akram (Pakistan)	23	306
R.Kaluwitharana (Sri Lanka)	19	139
Salim Malik (Pakistan)	19	283
A.Ranatunga (Sri Lanka)	18	269
C.J.McDermott (Australia)	15	138
Rameez Raja (Pakistan)	15	198
R.S.Mahanama (Sri Lanka)	15	213
S.R.Waugh (Australia)	15	295
P.V.Simmons (West Indies)	14	143
J.Srinath (India)	14	187

Most Hundreds

Player	Hundreds	Mtchs
S.R.Tendulkar (India)	25	249
Saeed Anwar (Pakistan)	17	206
D.L.Haynes (W Indies)	17	238
M.E.Waugh (Australia)	14	217
S.C.Ganguly (India)	13	145
B.C.Lara (W Indies)	13	170
C.G.Greenidge (W Indies)	11	128
I.V.A.Richards (W Indies)	11	187
P.A.de Silva (Sri Lanka)	11	268
Ijaz Ahmed (Pakistan)	10	245

Most Fifties (including hundreds)

Player	Fifties	Matches
M.Azharuddin (India)	58	334
D.L.Haynes (W Indies)	57	238
P.A.de Silva (Sri Lanka)	57	268
Inzamam-ul-Haq (Pakistan)	54	228
Javed Miandad (Pakistan)	50	233
A.Ranatunga (Sri Lanka)	49	269
M.E.Waugh (Australia)	47	217
S.R.Tendulkar (India)	47	249
Salim Malik (Pakistan)	47	283
D.M.Jones (Australia)	46	164

Leading Catches (ex Wkt-Keepers)

Player	Catches	Mtchs
M.Azharuddin (India)	156	334
A.R.Border (Australia)	127	273
R.S.Mahanama (Sri Lanka)	109	213
S.R.Waugh (Australia)	103	295
I.V.A.Richards (W Indies)	101	187
M.E.Waugh (Australia)	91	217
Ijaz Ahmed (Pakistan)	90	245
C.L.Hooper (W Indies)	87	182
P.A.de Silva (Sri Lanka)	85	268
S.R.Tendulkar (India)	84	249

Leading Dismissals

Wicket-keeper	Dismissals	Mtchs
Moin Khan (Pakistan)	239	171
I.A.Healy (Australia)	234	168
P.J.L.Dujon (W Indies)	202	166
D.J.Richardson (Sth Africa)	165	122
R.Kaluwitharana (Sri Lanka)	154	135
N.R.Mongia (India)	154	140
A.C.Gilchrist (Australia)	143	90
A.Flower (Zimbabwe)	125	135
R.W.Marsh (Australia)	124	92
Rashid Latif (Pakistan)	122	101

Leading Stumpings

Wicket-keeper	Stmps	Mtchs
Moin Khan (Pakistan)	61	171
R.Kaluwitharana (Sri Lanka)	59	135
N.R.Mongia (India)	44	140
I.A.Healy (Australia)	39	168
Rashid Latif (Pakistan)	28	101
A.Flower (Zimbabwe)	28	135
K.S.More (India)	27	94
Salim Yousuf (Pakistan)	22	85
A.C.Parore (New Zealand)	21	108
P.J.L.Dujon (W Indies)	21	166



BOWLING SPEEDS

England (v Zimbabwe) 13/07/2000

Name	Maximum (mph)	Minimum (mph)	Average (mph)
A.R.Caddick	83	78	81
M.A.Ealham	79	65	76
D.Gough	92	73	87
A.D.Mullally	82	75	79
M.E.Trescothick	77	72	74
C.White	71	88	83

West Indies (v Zimbabwe) 11/07/2000

Name	Maximum (mph)	Minimum (mph)	Average (mph)
J.C.Adams	56	45	51
C.D.Collymore	80	63	76
M.V.Dillon	85	73	81
C.H.Gayle	60	48	53
N.A.M.McLean	85	78	81
F.A.Rose	85	78	81

Zimbabwe (v England) 13/07/2000

Name	Maximum (mph)	Minimum (mph)	Average (mph)
B.C.Strang	74	66	72
N.C.Johnson	79	74	78
P.A.Strang	57	45	48
H.H.Streak	88	79	82
Viljoen	57	47	51
Whittall	76	73	75

SUPPLIED BY FREESERVE.COM SPEEDSTER

NATWEST SERIES – HOW IT WORKS

- All matches will consist of one innings per side and each innings will be limited to 50 overs. A minimum of 25 overs per team shall constitute a match.
- Matches shall be of one day's scheduled duration with the exception of the final, for which a reserve day has been allocated in case of weather interruption.
- In matches without a reserve day there is provision for up to 60 minutes of extra official playing time in day matches and up to 30 minutes in floodlit matches to make up for time lost.
- Play is scheduled to start at 10.45am with an interval of 45 minutes at 2.15pm and close of play at 6.30pm.
- At floodlit matches play is scheduled to start at 2.30pm with an interval of 45 minutes at 6pm and close of play at 10.15pm.
- Two drinks intervals, each one hour and 10 minutes apart, are permitted for each innings.
- Where play is delayed or interrupted the umpires will reduce the length of the interval between innings. If up to 60 minutes are lost the interval will be reduced to 30 minutes. If between 60 and 120 minutes are lost the interval will be reduced to 20 minutes. If more than 120 minutes are lost the interval will be reduced to 10 minutes.
- The innings of the team batting second shall not commence before the scheduled time unless the team batting first has completed its innings at least 30 minutes prior to the scheduled interval. In such circumstances a 10-minute break will occur, the team batting second will commence its innings and the interval will occur as scheduled.
- At the instant of delivery there may be not more than five fieldsmen on the leg side.
- For the first 15 overs only two fieldsmen are permitted to be outside the field restriction marking at the instant of delivery. This restriction will be lifted earlier in circumstances where the number of overs is reduced.
- No bowler shall bowl more than 10 overs in an innings. In a delayed or interrupted match where the overs are reduced no bowler may bowl more than one-fifth of the total overs allowed.
- A no ball will be called for short-pitched bowling. The penalty will be one run plus any runs scored.
- Umpires have been instructed to apply a very strict and consistent interpretation in calling wides. The penalty will be one run plus any runs scored.
- Teams will wear coloured clothing and use white balls manufactured by Duke.
- Teams will play each other three times in the group stage and score two points for a win and one point for a tie or no result.
- If the scores in a match are level the result shall be a tie and no account shall be taken of the number of wickets that have fallen.
- The top two teams in the group will contest the final. In the event of teams finishing on equal points the right to play in the final will be decided according to: The most wins in the group matches. The team that won the most matches between the tied sides. The team with the higher run rate. The team that has taken the higher number of wickets per balls. In the event that teams are still level they will draw lots.

THE DUCKWORTH/LEWIS SYSTEM

The system is based on what percentage of its resources (overs and wickets) a team have left. With 50 overs left and 10 wickets remaining, a team have 100 per cent of its resources left. The table shows the percentage of resources at other stages in the innings.

The procedure for working out targets is as follows:

- 1) For each innings: Use the table to calculate the resource percentage lost by the interruption and therefore calculate the resource percentage still available.
- 2) If team B have less resources available than team A, calculate the ratio of the resources available to both teams. Team B's revised target is obtained by scaling down team A's score by this ratio.
- 3) If team B have more resources available than team A, calculate the amount by which team B's resources exceeds team A's.

Work this out as a percentage of 225 (the average 50-over score in ECB matches and one-day internationals). This gives the extra runs to add to team A's score to give team B's target.

WICKETS LOST	0	2	5	7	9
50	100	83.8	49.5	26.5	7.6
40	90.3	77.6	48.3	26.4	7.6
30	77.1	68.2	45.7	26.2	7.6
25	68.5	61.8	43.4	25.9	7.6
20	58.9	54.0	40.0	25.2	7.6
10	34.1	32.5	27.5	20.6	7.5

THE UMPIRES

Peter Willey

Born: 06/12/1949
 Ex-England, Leicestershire and Northamptonshire.
 Right Hand bat, off break.
International umpiring record:
First Test: West Indies v New Zealand at Bridgetown, Barbados 1996
Total Tests: 19
First one-day international: England v India at The Oval in 1996
Total one-day internationals: 17

David Shepherd

Born: 27/12/1940
 Ex-Gloucestershire.
 Right hand bat, right arm medium.
International umpiring record:
First Test: England v Australia at Old Trafford in 1985
Total Tests: 51
First one-day international: Pakistan v Sri Lanka at Swansea in 1983
Total one-day internationals: 93

Ken Palmer

Born: 22/04/1937
 Ex-England and Somerset.
 Right hand bat, right arm fast-medium.
International umpiring record:
First Test: England v Pakistan at Edgbaston in 1978
Total Tests: 22
First one-day international: England v Australia at The Oval in 1977
Total one-day internationals: 22

Barrie Dudleston

Born: 16/07/1945
 Ex-Gloucestershire and Leicestershire.
 Right hand bat and slow left arm.
International umpiring record:
First Test: England v West Indies at Edgbaston in 1991.
Total Tests: 2
First one-day international: England v Pakistan at Trent Bridge in 1992
Total one-day internationals: 2

John Holder

Born: 19/03/1945
 Ex-Hampshire.
 Right hand bat, right arm fast-medium.
International umpiring record:
First Test: England v Sri Lanka at Lord's in 1988
Total Tests: 10
First one-day international: England v Sri Lanka at The Oval in 1988
Total one-day internationals: 15

George Sharp

Born: 12/03/1950
 Ex-Northamptonshire.
 Right hand bat, left arm medium.
International umpiring record:
First Test: England v India at Trent Bridge in 1996
Total Tests: 11
First one-day international: India v Sri Lanka at Singapore in 1995/96
Total one-day internationals: 18

Ray Julian

Born: 23/08/1936
 Ex-Leicestershire.
 Right hand bat, wicket-keeper.
International umpiring record:
First one-day international: England v India at The Oval in 1996
Total one-day internationals: 4

John Hampshire

Born: 10/02/1941
 Ex-England, Derbyshire and Yorkshire.
 Right Hand Bat
International umpiring record:
First Test: England v Australia at Old Trafford in 1989
Total Tests: 12
First one-day international: England v Australia at Trent Bridge in 1989
Total one-day internationals: 12

Barrie Leadbeater

Born: 14/08/1943
 Ex-Yorkshire.
 Right hand bat, right arm medium.
International umpiring record:
First one-day international: India v West Indies at Old Trafford in 1983
Total one-day internationals: 4

Merv Kitchen

Born: 01/08/1940
 Ex-Somerset.
 Left hand bat, right arm medium.
International umpiring record:
First Test: England v New Zealand at Lord's in 1990
Total Tests: 20
First one-day international: Australia v Zimbabwe at Trent Bridge in 1983
Total one-day internationals: 25

David Constant

Born: 09/11/1941
 Ex-Leicestershire and Kent.
 Right hand bat, slow left arm.
International umpiring record:
First Test: England v Pakistan at Lord's in 1971
Total Tests: 36
First one-day international: England v Australia at Edgbaston in 1972
Total one-day internationals: 31

Jeremy Lloyds

Born: 17/11/1954
 Ex-Somerset and Gloucestershire.
 Left hand bat, off break.
Total one-day internationals: 1

MATCH REFEREE

Ranjan S Madugalle

Born: 22/4/59
 Right hand bat, off-break
International refereeing record:
First Test: Pakistan v Zimbabwe at Karachi, 1993.
Total Tests: 26
First one-day international: Pakistan v Zimbabwe at Karachi, 1993.
Total one-day internationals: 82.