

The NatWest Series

Follow the NatWest Series on-line...

Welcome to the preview issue of the NatWest Series Newswire. Updated editions will be available after each match. To receive your copy simply visit the ECB website at ecb.co.uk, click on the NatWest logo and follow the prompts. You will then be able to print any or all of the Newswire pages. For scores from the NatWest Series and the NatWest Trophy use the live service provided in partnership with sportinglife.com. Just visit NatWest's website at natwest.com and click on the NatWest series logo to activate the link.

Friday: 07/07

Contents

Match review: West Indies v Zimbabwe **2**

Match preview: England v Zimbabwe **3**

One day records **4**

Fixtures & regulations **5**

West Indies



Zimbabwe



England



SPECTACULAR START TO NATWEST SERIES

The NatWest Series got off to a spectacular start at Bristol on Thursday. Zimbabwe's Neil Johnson led a marvellous effort by the African team to overcome the West Indies' Brian Lara-inspired 232. The Caribbean side's former captain hit an impressive 60 off just 63 balls to hand Andy Flower's team a stern test. But opener Johnson led from the front, with a great knock of 95 guiding the Zimbabweans past the victory target with six wickets and five overs to spare. Around 8,000 fans packed into the Bristol ground, to witness off-field entertainment never before seen in English cricket. Rock music was played over the loudspeaker system to accompany boundaries and wickets, while a rollerball competition also

took place between the innings of the first day/night international played in this country. If you missed out on the first game of the NatWest series, the good news is there are nine more fixtures lined up this month, with plenty more colourful, flamboyant cricket on the way to grounds across the country. After facing up to the West Indies in their opening tie, Zimbabwe's tour continues with a tricky tie against England at The Oval. England's army of fans are ready to pack the south London ground and cheer on their heroes, as Alec Stewart's team bids to make a winning start to the tournament. Graham Thorpe is hoping to make a comeback, after a year in the international wilderness. His self-enforced absence

from England's winter tour was followed by the selectors' decision not to include him for early action this season. And the Surrey star is hoping his calf problem is not severe enough to keep him out of The Oval clash.

Table					
Name	P	W	L	T	Pts
Zimbabwe	1	1	0	0	2
West Indies	1	0	1	0	0
England	0	—	—	—	—



Zimbabwe v West Indies

Squad

- 1 Andy Flower (c) (wk)
- 2 Guy Whittall
- 4 Neil Johnson
- 5 Murray Goodwin
- 6 Grant Flower
- 7 Craig Wishart
- 8 Stuart Carlisle
- 9 Heath Streak (vc)
- 11 Dirk Viljoen
- 12 Gary Brent
- 13 Paul Strang
- 19 Mluleki Nkala
- 20 Alistair Campbell
- 26 Mpumelelo Mbangwa
- 28 Bryan Strang
- 77 Henry Olonga

6th July at Bristol

Zimbabwe beat West Indies by 6 wickets

ZIMBABWE, led by the dependable bat of Neil Johnson, finally saw the light against West Indies in the NatWest Series.

Andy Flower's team won by six wickets with 30 balls to spare – their first triumph over West Indies in any form of cricket – in the razzmatazz of Bristol's historic first floodlight international to be played in England.

Left-hander Johnson made a measured 95 not out from 128 deliveries (nine fours) and was denied the chance of aiming for the six to complete three figures when West Indies captain Jimmy Adams bowled a wide to bring the formalities to a close.

Man-of-the-match Johnson, normally a dashing performer at the head of the innings, knuckled down to play an anchor role and only began to become expansive once the game was in the bag. Flower made an important 42 from 59 balls,

adding 70 with Johnson in 18 overs at the heart of the innings. And later brother Grant stayed with Johnson until the end, making 26 from 25 balls.

Brian Lara top-scored for West Indies with 60 from 63 deliveries after earlier taking cover from a swarm of bees.

The great left-hander, though, was outstaked in a stand of 56 with the clean-hitting Powell (36 in 23 balls).

Powell was eventually well taken on the run by Grant Flower at wide long on, a good catch which may have saved Zimbabwe from a real bout of leather-chasing in the final overs with the young right-hander looking alert to the situation and demands of his side.

Chris Gayle struck 41 from 87 balls before being run out in a mix-up with Hinds. Again Grant Flower was involved in the dismissal after both men ended up at the same end.

Squad

- 6 Shivnarine Chanderpaul
- 7 Ridley Jacobs (wk)
- 9 Brian Lara
- 19 Jimmy Adams (c)
- 23 Mervyn Dillon
- 29 Reon King
- 32 Corey Collymore
- 33 Courtney Walsh
- 34 Ricardo Powell
- 40 Adrian Griffith
- 43 Mahendra Nagamootoo
- 45 Chris Gayle
- 53 Ramnaresh Sarwan
- 68 Wavell Hinds
- 76 Nixon McLean
- 99 Franklyn Rose

Quotes

Andy Flower
Zimbabwe captain Andy Flower: "It's great to get a good performance on board in our first game. Our preparation had been quite good - we had a couple of good games against county sides. We had a couple of strike bowlers out and other players had to step in and take over from them. I thought we bowled really well and kept it really tight and the guys were sharp in the field, with Grant Flower and Murray Goodwin especially good. When we were out on the boundary, we pulled in threes for twos and didn't give them anything. We hit the ground running. Johnson held it together, he's a strong player. He was brilliant today."

Key Player

Andy Flower
Zimbabwe's Andy Flower set a real captain's example to his team-mates. Chasing a West Indies total of 232, 32-year-old Flower played a great supporting role to Neil Johnson. Flower, batting at number five, knocked 42 priceless runs from 59 balls. His innings included four boundaries.

Scorecard (West Indies won toss)

WEST INDIES					
	Runs	6s	4s	Bls	Min
A F G Griffith c Brent b Nkala	10	0	0	31	40
C H Gayle run out	41	0	6	87	102
W W Hinds c Wishart b G W Flower	51	1	5	74	86
B C Lara c Johnson b G W Flower	60	1	6	63	71
R L Powell c G W Flower b Brent	36	1	5	23	29
†R D Jacobs not out	16	0	0	17	25
F A Rose lbw b Brent	0	0	0	4	3
N A M McLean run out	2	0	0	2	2
*J C Adams not out	2	0	0	2	1
Extras (lb4 w7 nb3)	14				
Total (for 7, 50 overs)	232				
Fall: 1-33, 2-101, 3-135, 4-191, 5-222, 6-223, 7-225.					
Did Not Bat: M Dillon, R D King.					
Bowling: B C Strang 10-2-32-0, M L Nkala 8-2-40-1, N C Johnson 3-0-14-0, G B Brent 10-1-59-2, D P Viljoen 10-0-41-0, G J Whittall 3-0-15-0, G W Flower 6-0-27-2.					

ZIMBABWE					
	Runs	6s	4s	Bls	Min
N C Johnson not out	95	0	9	128	193
C B Wishart c Powell b Rose	7	0	1	18	24
M W Goodwin c Hinds b Rose	23	0	4	23	19
A D R Campbell c Jacobs b Dillon	17	0	1	26	33
*†A Flower c Dillon b King	42	0	4	59	66
G W Flower not out	26	1	2	25	41
Extras (lb6 w8 nb9)	23				
Total (for 4, 45 overs)	233				
Fall: 1-24, 2-57, 3-90, 4-160.					
Did Not Bat: G J Whittall, D P Viljoen, M L Nkala, B C Strang, G B Brent.					
Bowling: R D King 9-0-43-1, F A Rose 10-0-50-2, N A M McLean 9-0-63-0, M Dillon 9-0-35-1, C H Gayle 8-1-35-0, J C Adams 0-0-1-0.					
Umpires: J W Lloyds and P Willey.					

Quotes

Jimmy Adams

West Indies captain Jimmy Adams was not happy with his side's performance. He said: "We could have done with about 20 or 30 more runs on our total. We didn't bowl very well. I can understand the slow start, but we didn't really pick it up. We were not disciplined enough when we were batting. We needed someone to stay in there and get 80, 90, or maybe 100. We've definitely got to go away and put our heads down and get stuck into this tournament."

Man of the Match

Neil Johnson

Runs: 95no.

Wickets: 0.

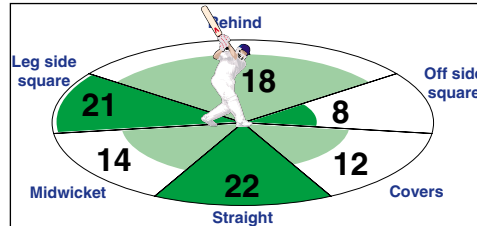
Catches: 1.

Zimbabwe opener Neil Johnson smashed a magnificent 95 as the African side cruised to a six-wicket triumph over the West Indies. The 30-year-old left-hand batsman powered nine fours in his 128-ball innings, steering the Zimbabweans comfortably past the 233 victory target set by Jimmy Adams' team.



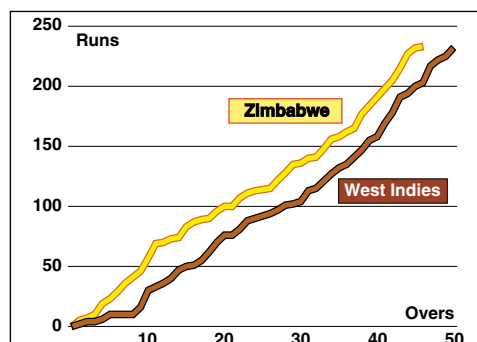
Neil Johnson

Best innings



N.C. Johnson 95no, off 128 balls


Run Graph



Key Player

Wavell Hinds

Left-handed batsman Wavell Hinds was called to the crease when Adrian Griffith was out with the West Indies' score on a paltry 33. Hinds held the fort admirably, steering his country well past the century mark before succumbing to Grant Flower's bowling. Hinds claimed 51 invaluable runs off 74 balls, including five fours and a six.



The NatWest Series

OVERALL ONE DAY INTERNATIONAL RECORDS

Best Individual Scores

Player	Score	Match	Location	Year
Saeed Anwar	194	Pakistan v India	Chennai	1996/97
I.V.A.Richards	189*	West Indies v England	Old Trafford	1984
G.Kirsten	188*	South Africa v UAE	Rawalpindi	1995/96
S.R.Tendulkar	186*	India v New Zealand	Hyderabad	1999/00
S.C.Ganguly	183	India v Sri Lanka	Taunton	1999
I.V.A.Richards	181	West Indies v Sri Lanka	Karachi	1987/88
Kapil Dev	175*	India v Zimbabwe	Tunbridge Wells	1983
G.M.Turner	171*	N Zealand v East Africa	Edgbaston	1975
D.J.Callaghan	169*	South Africa v N Zealand	Centurion	1994/95
B.C.Lara	169	West Indies v Sri Lanka	Sharjah	1995/96

Best Innings Bowling

Player	Wickets	Match	Location	Year
Aaqib Javed	7/37	Pakistan v India	Sharjah	1991/92
W.W.Davis	7/51	West Indies v Australia	Headingley	1983
A.Kumble	6/12	India v West Indies	Calcutta	1993/94
G.J.Gilmour	6/14	Australia v England	Headingley	1975
Imran Khan	6/14	Pakistan v India	Sharjah	1984/85
C.E.H.Croft	6/15	West Indies v England	Arnos Vale	1980/81
Azhar Mahmood	6/18	Pakistan v West Indies	Sharjah	1999/00
H.K.Olonga	6/19	Zimbabwe v England	Cape Town	1999/00
B.C.Strang	6/20	Zimbabwe v Bangladesh	Nairobi	1997/98
A.A.Donald	6/23	South Africa v Kenya	Nairobi	1996/97

Highest Team Totals

Score	Match	Location	Year
398 for 5	Sri Lanka v Kenya	Kandy	1995/96
376 for 2	India v New Zealand	Hyderabad	1999/00
373 for 6	India v Sri Lanka	Taunton	1999
371 for 9	Pakistan v Sri Lanka	Nairobi	1996/97
363 for 7	England v Pakistan	Trent Bridge	1992
360 for 4	West Indies v Sri Lanka	Karachi	1987/88
349 for 6	Australia v New Zealand	Christchurch	1999/00
349 for 9	Sri Lanka v Pakistan	Singapore	1995/96
349 for 9	New Zealand v India	Rajkot	1999/00
348 for 8	New Zealand v India	Nagpur	1995/96

Lowest Team Totals

Score	Match	Location	Year
43	Pakistan v West Indies	Cape Town	1992/93
45	Canada v England	Old Trafford	1979
55	Sri Lanka v West Indies	Sharjah	1986/87
63	India v Australia	Sydney	1980/81
64	New Zealand v Pakistan	Sharjah	1985/86
68	Scotland v West Indies	Leicester	1999
69	South Africa v Australia	Sydney	1993/94
70	Australia v England	Edgbaston	1977
70	Australia v New Zealand	Adelaide	1985/86
71	Pakistan v West Indies	Brisbane	1992/93

Leading Matches

Player	Matches
M.Azharuddin (India)	334
Wasim Akram (Pakistan)	306
S.R.Waugh (Australia)	295
Salim Malik (Pakistan)	283
A.R.Border (Australia)	273
A.Ranatunga (Sri Lanka)	269
P.A.de Silva (Sri Lanka)	268
S.R.Tendulkar (India)	249
Ijaz Ahmed (Pakistan)	245
D.L.Haynes (W Indies)	238

Leading Runscorers

Player	Runs	Mtchs
M.Azharuddin (India)	9377	334
S.R.Tendulkar (India)	9262	249
D.L.Haynes (W Indies)	8648	238
P.A.de Silva (Sri Lanka)	8334	268
M.E.Waugh (Australia)	7492	217
A.Ranatunga (Sri Lanka)	7454	269
Javed Miandad (Pakistan)	7381	233
Inzamam-ul-Haq (Pakistan)	7282	225
Saeed Anwar (Pakistan)	7240	203
Salim Malik (Pakistan)	7171	283

Leading Wicket-takers

Player	Wickets	Mtchs
Wasim Akram (Pakistan)	427	306
Waqar Younis (Pakistan)	309	193
A.Kumble (India)	267	203
Kapil Dev (India)	253	225
J.Srinath (India)	252	187
S.K.Warne (Australia)	228	146
Saqblain Mushtaq (Pakistan)	227	124
C.A.Walsh (W Indies)	227	205
C.Ambrose (W Indies)	225	176
A.A.Donald (South Africa)	206	121

Leading 5 Wicket Hauls

Player	5 wkts	Mtchs
Waqar Younis (Pakistan)	10	193
L.Klusener (South Africa)	6	86
R.J.Hadlee (New Zealand)	5	115
Saqblain Mushtaq (Pakistan)	5	124
Wasim Akram (Pakistan)	5	306
G.D.McGrath (Australia)	4	118
Aaqib Javed (Pakistan)	4	163
C.E.L.Ambrose (W Indies)	4	176
Azhar Mahmood (Pakistan)	3	88
J.Garner (W Indies)	3	98

Leading Duck-makers

Player	Ducks	Mtchs
Wasim Akram (Pakistan)	23	306
R.Kaluwitharana (Sri Lanka)	19	139
Salim Malik (Pakistan)	19	283
A.Ranatunga (Sri Lanka)	18	269
C.J.McDermott (Australia)	15	138
Rameez Raja (Pakistan)	15	198
R.S.Mahanama (Sri Lanka)	15	213
S.R.Waugh (Australia)	15	295
P.V.Simmons (West Indies)	14	143
J.Srinath (India)	14	187

Most Hundreds

Player	Hundreds	Mtchs
S.R.Tendulkar (India)	25	249
Saeed Anwar (Pakistan)	17	203
D.L.Haynes (W Indies)	17	238
M.E.Waugh (Australia)	14	217
S.C.Ganguly (India)	13	145
B.C.Lara (W Indies)	13	168
C.G.Greenidge (W Indies)	11	128
I.V.A.Richards (W Indies)	11	187
P.A.de Silva (Sri Lanka)	11	268
Ijaz Ahmed (Pakistan)	10	245

Most Fifties (including hundreds)

Player	Fifties	Mtchs
M.Azharuddin (India)	58	334
D.L.Haynes (W Indies)	57	238
P.A.de Silva (Sri Lanka)	57	268
Inzamam-ul-Haq (Pakistan)	53	225
Javed Miandad (Pakistan)	50	233
A.Ranatunga (Sri Lanka)	49	269
M.E.Waugh (Australia)	47	217
S.R.Tendulkar (India)	47	249
Salim Malik (Pakistan)	47	283
D.M.Jones (Australia)	46	164

Leading Catches (ex Wkt-Keepers)

Player	Catches	Mtchs
M.Azharuddin (India)	156	334
A.R.Border (Australia)	127	273
R.S.Mahanama (Sri Lanka)	109	213
S.R.Waugh (Australia)	103	295
I.V.A.Richards (W Indies)	101	187
M.E.Waugh (Australia)	91	217
Ijaz Ahmed (Pakistan)	90	245
C.L.Hooper (W Indies)	87	182
P.A.de Silva (Sri Lanka)	85	268
S.R.Tendulkar (India)	84	249

Leading Dismissals

Wicket-keeper	Dismissals	Mtchs
Moin Khan (Pakistan)	236	168
I.A.Healy (Australia)	234	168
P.J.L.Dujon (W Indies)	202	166
D.J.Richardson (Sth Africa)	165	122
R.Kaluwitharana (Sri Lanka)	154	135
N.R.Mongia (India)	154	140
A.C.Gilchrist (Australia)	143	90
A.Flower (Zimbabwe)	125	132
R.W.Marsh (Australia)	124	92
Rashid Latif (Pakistan)	122	101

Leading Stumpings

Wicket-keeper	Stmps	Mtchs
Moin Khan (Pakistan)	61	168
R.Kaluwitharana (Sri Lanka)	59	135
N.R.Mongia (India)	44	140
I.A.Healy (Australia)	39	168
Rashid Latif (Pakistan)	28	101
A.Flower (Zimbabwe)	28	132
K.S.More (India)	27	94
Salim Yousuf (Pakistan)	22	85
A.C.Parore (New Zealand)	21	108
P.J.L.Dujon (W Indies)	21	166



FIXTURES

<p>Thursday July 6 Zimbabwe bt West Indies by 6 wkts (D/N) Bristol Umpires: Peter Willey and Jeremy Lloyds</p> <p>Saturday July 8 England v Zimbabwe The Foster's Oval Umpires: David Shepherd and Ken Palmer</p> <p>Sunday July 9 England v West Indies Lord's Umpires: Ray Julian and Ken Palmer</p> <p>Tuesday July 11 West Indies v Zimbabwe Canterbury Umpires: Ray Julian and Barry Dudleston</p> <p>Thursday July 13 England v Zimbabwe (D/N) Old Trafford Umpires: John Holder and George Sharp</p>	<p>Saturday July 15 England v West Indies Chester-le-Street Umpires: John Hampshire and George Sharp</p> <p>Sunday July 16 West Indies v Zimbabwe Chester-le-Street Umpires: John Hampshire and John Holder</p> <p>Tuesday July 18 England v Zimbabwe (D/N) Edgbaston Umpires: Merv Kitchen and David Constant</p> <p>Thursday July 20 England v West Indies Trent Bridge Umpires: Merv Kitchen and Barrie Leadbeater</p> <p>Saturday July 22 FINAL Lord's Umpires: David Shepherd and Peter Willey</p>
--	--

NATWEST SERIES – HOW IT WORKS

- All matches will consist of one innings per side and each innings will be limited to 50 overs. A minimum of 25 overs per team shall constitute a match.
- Matches shall be of one day's scheduled duration with the exception of the final, for which a reserve day has been allocated in case of weather interruption.
- In matches without a reserve day there is provision for up to 60 minutes of extra official playing time in day matches and up to 30 minutes in floodlit matches to make up for time lost.
- Play is scheduled to start at 10.45am with an interval of 45 minutes at 2.15pm and close of play at 6.30pm.
- At floodlit matches play is scheduled to start at 2.30pm with an interval of 45 minutes at 6pm and close of play at 10.15pm.
- Two drinks intervals, each one hour and 10 minutes apart, are permitted for each innings.
- Where play is delayed or interrupted the umpires will reduce the length of the interval between innings. If up to 60 minutes are lost the interval will be reduced to 30 minutes. If between 60 and 120 minutes are lost the interval will be reduced to 20 minutes. If more than 120 minutes are lost the interval will be reduced to 10 minutes.
- The innings of the team batting second shall not commence before the scheduled time unless the team batting first has completed its innings at least 30 minutes prior to the scheduled interval. In such circumstances a 10-minute break will occur, the team batting second will commence its innings and the interval will occur as scheduled.
- At the instant of delivery there may be not more than five fieldsmen on the leg side.
- For the first 15 overs only two fieldsmen are permitted to be outside the field restriction marking at the instant of delivery. This restriction will be lifted earlier in circumstances where the number of overs is reduced.
- No bowler shall bowl more than 10 overs in an innings. In a delayed or interrupted match where the overs are reduced no bowler may bowl more than one-fifth of the total overs allowed.
- A no ball will be called for short-pitched bowling. The penalty will be one run plus any runs scored.
- Umpires have been instructed to apply a very strict and consistent interpretation in calling wides. The penalty will be one run plus any runs scored.
- Teams will wear coloured clothing and use white balls manufactured by Duke.
- Teams will play each other three times in the group stage and score two points for a win and one point for a tie or no result.
- If the scores in a match are level the result shall be a tie and no account shall be taken of the number of wickets that have fallen.
- The top two teams in the group will contest the final. In the event of teams finishing on equal points the right to play in the final will be decided according to: The most wins in the group matches. The team that won the most matches between the tied sides. The team with the higher run rate. The team that has taken the higher number of wickets per balls. In the event that teams are still level they will draw lots.

THE DUCKWORTH/LEWIS SYSTEM

The system is based on what percentage of its resources (overs and wickets) a team have left. With 50 overs left and 10 wickets remaining, a team have 100 per cent of its resources left. The table shows the percentage of resources at other stages in the innings.

The procedure for working out targets is as follows:

- 1) For each innings: Use the table to calculate the resource percentage lost by the interruption and therefore calculate the resource percentage still available.
- 2) If team B have less resources available than team A, calculate the ratio of the resources available to both teams. Team B's revised target is obtained by scaling down team A's score by this ratio.
- 3) If team B have more resources available than team A, calculate the amount by which team B's resources exceeds team A's.

Work this out as a percentage of 225 (the average 50-over score in ECB matches and one-day internationals). This gives the extra runs to add to team A's score to give team B's target.

WICKETS LOST	0	2	5	7	9
OVERS LEFT					
50	100	83.8	49.5	26.5	7.6
40	90.3	77.6	48.3	26.4	7.6
30	77.1	68.2	45.7	26.2	7.6
25	68.5	61.8	43.4	25.9	7.6
20	58.9	54.0	40.0	25.2	7.6
10	34.1	32.5	27.5	20.6	7.5

THE UMPIRES

- Peter Willey**
Born: 06/12/1949
 Ex-England, Leicestershire and Northamptonshire.
 Right Hand bat, off break.
International umpiring record:
First Test: West Indies v New Zealand at Bridgetown, Barbados 1996
Total Tests: 19
First one-day international: England v India at The Oval in 1996
Total one-day internationals: 16

David Shepherd
Born: 27/12/1940
 Ex-Gloucestershire.
 Right hand bat, right arm medium.
International umpiring record:
First Test: England v Australia at Old Trafford in 1985
Total Tests: 51
First one-day international: Pakistan v Sri Lanka at Swansea in 1983
Total one-day internationals: 92

Ken Palmer
Born: 22/04/1937
 Ex-England and Somerset.
 Right hand bat, right arm fast-medium.
International umpiring record:
First Test: England v Pakistan at Edgbaston in 1978
Total Tests: 22
First one-day international: England v Australia at The Oval in 1977
Total one-day internationals: 20

Barrie Dudleston
Born: 16/07/1945
 Ex-Gloucestershire and Leicestershire.
 Right hand bat and slow left arm.
International umpiring record:
First Test: England v West Indies at Edgbaston in 1991.
Total Tests: 2
First one-day international: England v Pakistan at Trent Bridge in 1992
Total one-day internationals: 2

John Holder
Born: 19/03/1945
 Ex-Hampshire.
 Right hand bat, right arm fast-medium.
International umpiring record:
First Test: England v Sri Lanka at Lord's in 1988
Total Tests: 10
First one-day international: England v Sri Lanka at The Oval in 1988
Total one-day internationals: 14

George Sharp
Born: 12/03/1950
 Ex-Northamptonshire.
 Right hand bat, left arm medium.
International umpiring record:
First Test: England v India at Trent Bridge in 1996
Total Tests: 11
First one-day international: India v Sri Lanka at Singapore in 1995/96
Total one-day internationals: 17

Ray Julian
Born: 23/08/1936
 Ex-Leicestershire.
 Right hand bat, wicket-keeper.
International umpiring record:
First one-day international: England v India at The Oval in 1996
Total one-day internationals: 3

John Hampshire
Born: 10/02/1941
 Ex-England, Derbyshire and Yorkshire.
 Right Hand Bat
International umpiring record:
First Test: England v Australia at Old Trafford in 1989
Total Tests: 12
First one-day international: England v Australia at Trent Bridge in 1989
Total one-day internationals: 12

Barrie Leadbeater
Born: 14/08/1943
 Ex-Yorkshire.
 Right hand bat, right arm medium.
International umpiring record:
First one-day international: India v West Indies at Old Trafford in 1983
Total one-day internationals: 4

Merv Kitchen
Born: 01/08/1940
 Ex-Somerset.
 Left hand bat, right arm medium.
International umpiring record:
First Test: England v New Zealand at Lord's in 1990
Total Tests: 20
First one-day international: Australia v Zimbabwe at Trent Bridge in 1983
Total one-day internationals: 25

David Constant
Born: 09/11/1941
 Ex-Leicestershire and Kent.
 Right hand bat, slow left arm.
International umpiring record:
First Test: England v Pakistan at Lord's in 1971
Total Tests: 36
First one-day international: England v Australia at Edgbaston in 1972
Total one-day internationals: 31

Jeremy Lloyds
Born: 17/11/1954
 Ex-Somerset and Gloucestershire.
 Left hand bat, off break.

MATCH REFEREE

Ranjan S Madugalle
Born: 22/4/59
 Right hand bat, off-break
International refereeing record:
First Test: Pakistan v Zimbabwe at Karachi, 1993.
Total Tests: 26
First one-day international: Pakistan v Zimbabwe at Karachi, 1993.
Total one-day internationals: 82.